

Business Register and Business Demography Indicators in Georgia



GOGITA TODRADZE

Executive Director

National Statistics Office of Georgia - GEOSTAT

*Expert Group Meeting on Business Statistics
Mexico, 23-25 May, 2018*

Data sources

External

Administrative Sources

NAPR



საჯარო
რეპუტაციის
ინფორმაციის ანგარიშის
აგენტობა

Tax Office



REVENUE
SERVICE

SBR

Internal

Statistical Sources

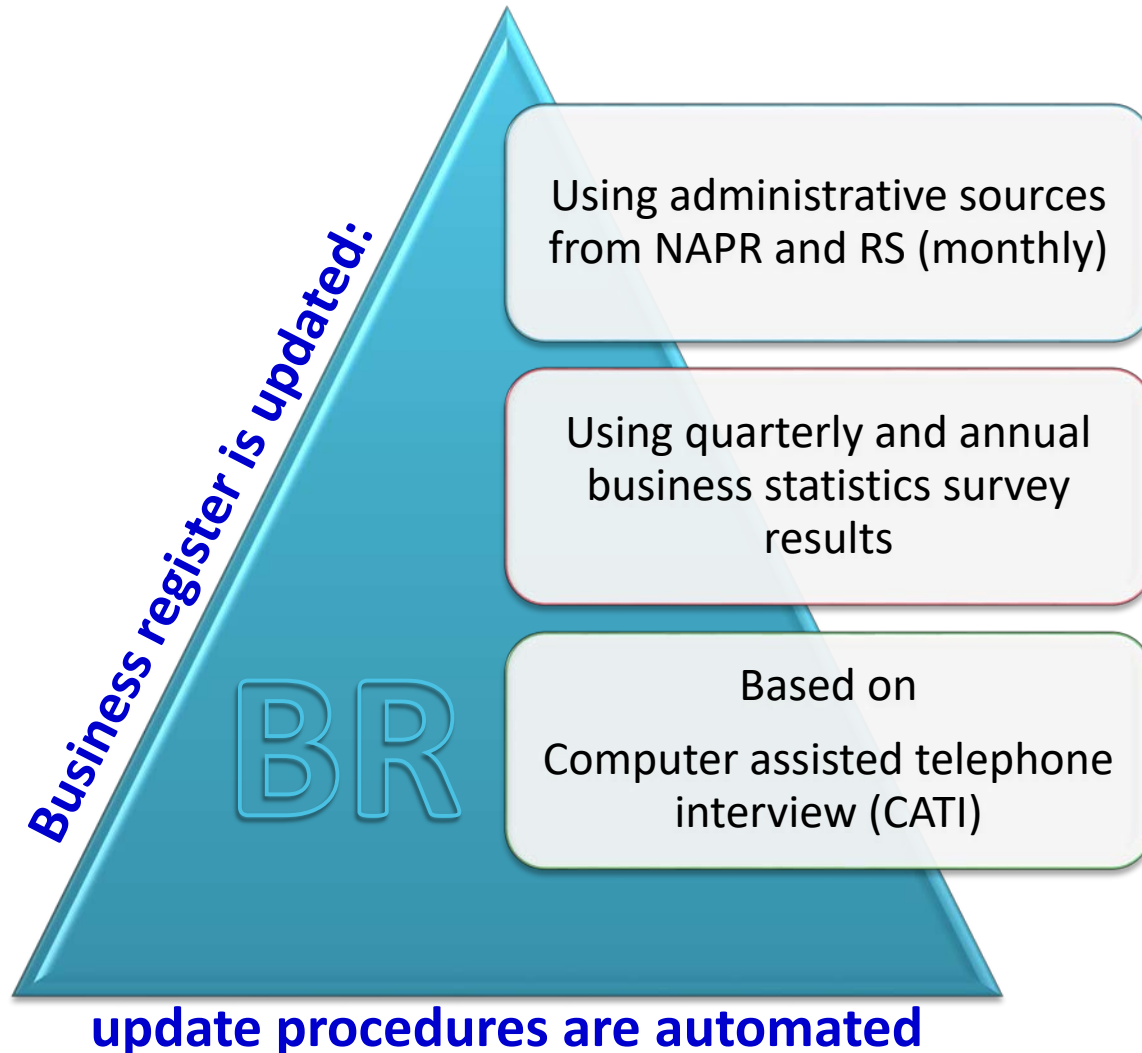
Quarterly business
surveys

Annual business
surveys

CATI

Other business surveys

Update procedure



Maintenance strategy for SBR

Maintenance strategy takes into account the following aspects:

- Use of administrative sources
- Use of survey results
- Needs of the users
- Planning of the updates
- Rules for dealing with BR information



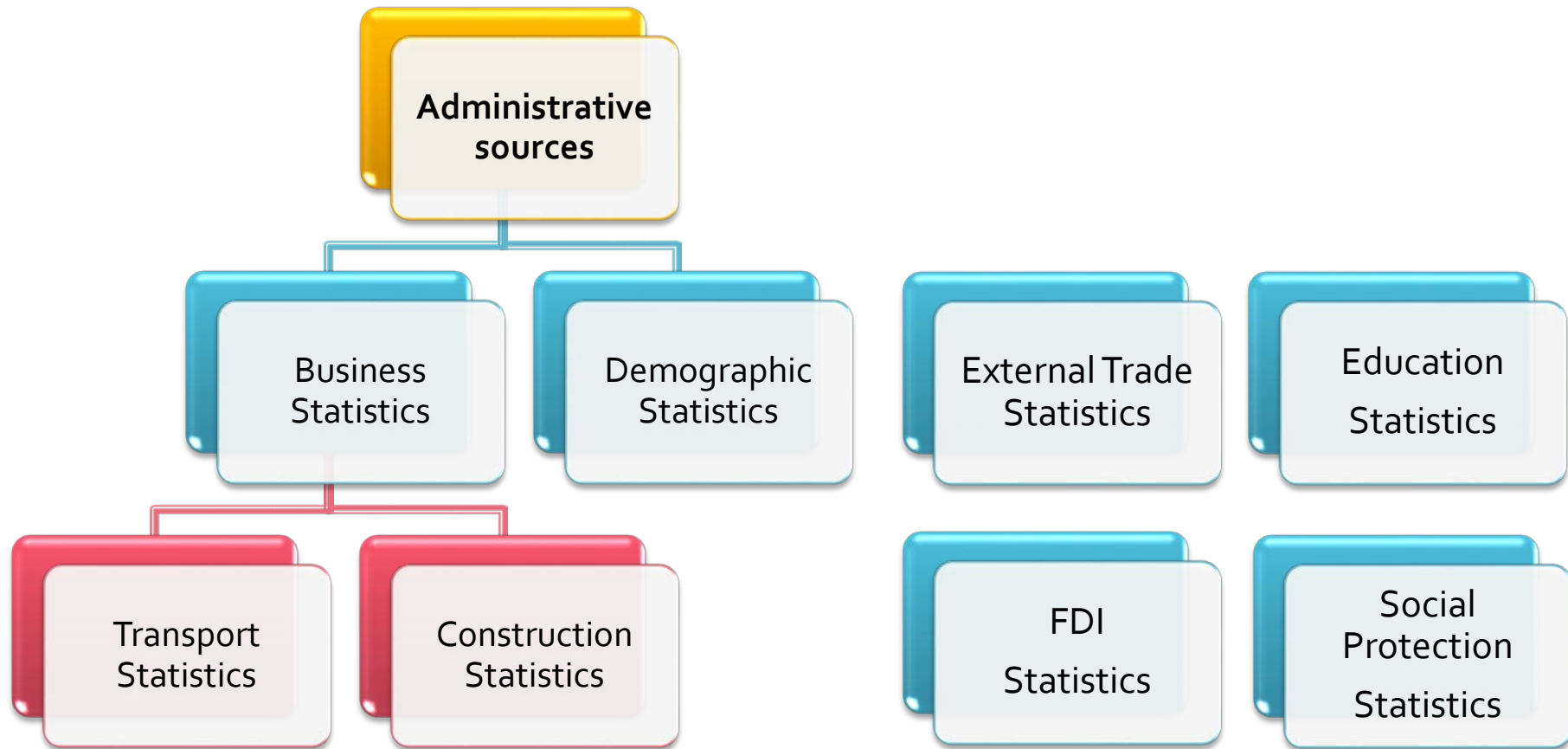
Metadata

Metadata document contains following aspects:

- Description of variables
- Description of databases and relations
- Data sources
- Production of BR
- Update procedures
- Maintenance strategy



Use of administrative sources



Role of Business Register for surveys

- All business surveys are based on the business register
- GEOSTAT uses only one sampling frame for all business surveys
- Every year a new sampling frame is provided containing all metadata
- The business register is continuously updated during the year
- The structural data and all statistical information are integrated
- Information on employment and turnover is available from administrative sources every month and quarter
- The NACE code is updated on a regular basis using various sources



Progress and development *since 2017*

- New methodology for definition of size classes
- Develop and publish Business Demography Indicators
- Assign GIS coordinates to every address
- Create GIS analyze portal
- Produce monthly and short-term indicators



Business Demography



National Statistics Office of Georgia

- About Us
- Database
- Publications
- Products
- Methodology
- Meta-Data
- Calendar
- Links
- Service and Fees

You are here: [Main Statistics](#) > [Business Register](#) > [Business demography indicators](#)

Main Statistics

[GDP and Other Indicators of National Accounts](#)

[Price Indices](#)

[External Trade](#)

[Foreign Direct Investments](#)

[Employment and Wages](#)

[Population](#)

Business demography indicators

[Main indicators](#)

[Enterprise births](#)

[Enterprise deaths](#)

[Enterprise survivals](#)

These indicators are calculated on basis of the Guidelines on Statistical Business Registers developed by the United Nations Economic Commission for Europe

Framework regulation integrating business statistics (FRIBS)



Business Demography Indicators

Business demography indicators

Main indicators

download

- Enterprise births and deaths by kind of economic activity NACE Rev. 2
- Enterprise births and deaths by legal form
- Enterprise births and deaths by regions
- Survival rates of newly born enterprises by kind of economic activity NACE Rev. 2 - 2012
- Survival rates of newly born enterprises by kind of economic activity NACE Rev. 2 - 2013
- Survival rates of newly born enterprises by kind of economic activity NACE Rev. 2 - 2014

- ✓ by kind of economic activity
- ✓ by legal form
- ✓ by regions
- ✓ time series - since 2012
- ✓ data dissemination - since 2017

Enterprise births

download

- Enterprise births by kind of economic activity NACE Rev. 2
- Enterprise births by legal forms
- Enterprise births by regions

Enterprise deaths

download

- Enterprise deaths by kind of economic activity NACE Rev. 2
- Enterprise deaths by legal forms
- Enterprise deaths by regions

Enterprise survivals

download

- Survival of enterprises born in 2012 - by kind of economic activity NACE Rev. 2
- Survival of enterprises born in 2013 - by kind of economic activity NACE Rev. 2

Challenges:

Not all indicators are developed and published according FRIBS

GIS analyze portal

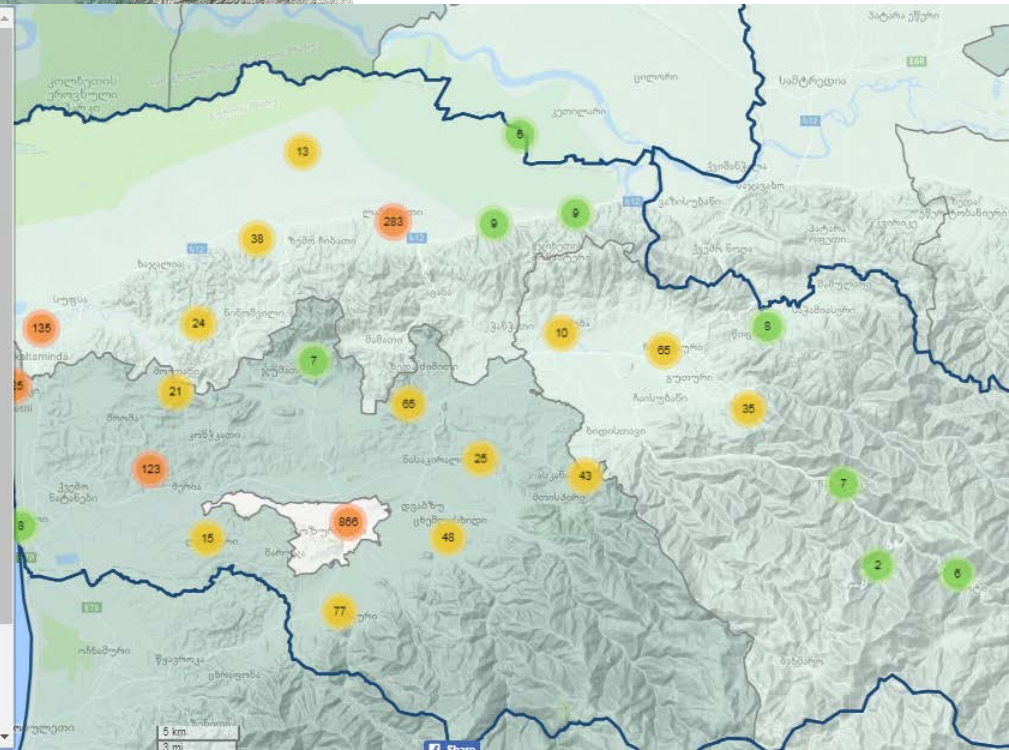
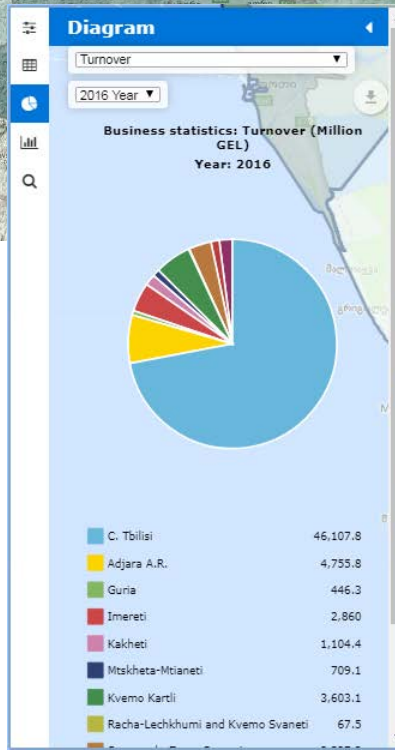
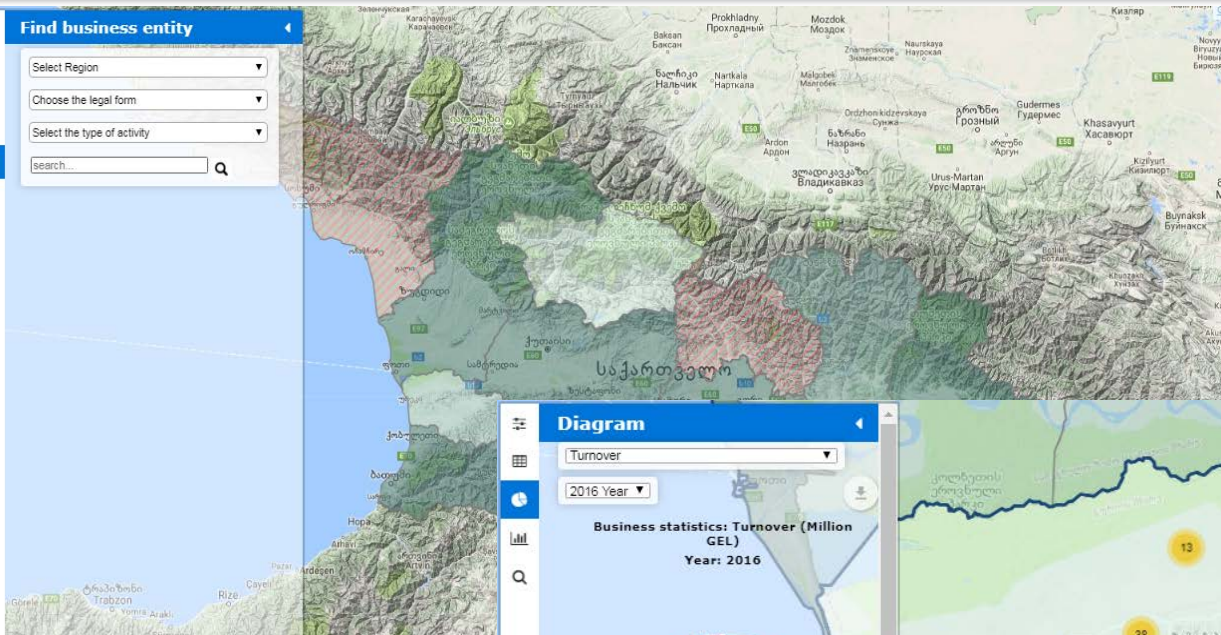
Find business entity

Select Region

Choose the legal form

Select the type of activity

search...



Challenges and opportunities

- **Quality of administrative data**

 - accuracy of data

 - incomplete data

- **Methodology**

 - differences between administrative and statistical processes in terms of definitions etc.

- **Not sufficient recourses**

 - financial recourses

 - human recourses

- **Non response**



Future plans

- Implementation of international standards and requirements
- Continuing active cooperation with administrative institutions
- Active cooperation with international institutions
- Share experience of developed countries and improve knowledge of staff
- Working with data quality
- Looking for other alternative administrative sources
- Improve business demography indicators
- Develop list of short-term statistics indicators
- Use more and more administrative data for production of statistics



Thank you for attention!

Gogita Todradze

Executive Director

National Statistics Office of Georgia

gtodradze@geostat.ge

www.geostat.ge

